

Low Profile Web Tension Measurement Unit

FEATURES

- Vertical or horizontal web tension force measurement
- Low profile—minimal change in line profile when retrofitting existing equipment
- Units can be customized to fit existing applications—no reconstruction and adaptors required; standard adapter for SNL series bearing housings

OPTIONAL FEATURES

- High temperature units—functional to 100°C
- Units can be customized to meet any application need

APPLICATIONS


- Paper machines
- Steel strip tension equipment
- Mining conveyors
- Felts, dryers, calenders, coaters, and laminators
- Winders and rewinders

DESCRIPTION

Z1P applications include all zones on paper processing machines and steel mill strip tension equipment.

The low profile Z1P measurement unit consists of one single-unit load measuring plate. The unit has two separate outputs and in different configurations, the unit can be used for both horizontal and vertical installation, as well as horizontal and vertical force measurement.

The Z1P is adapted for standard SNL series bearing




housings, but can also be adapted to others.

The Z1P unit is designed without adapter plates, which ensures the lowest possible building height. Its stainless steel construction and high ingress protection makes it suitable even in harsh environments.

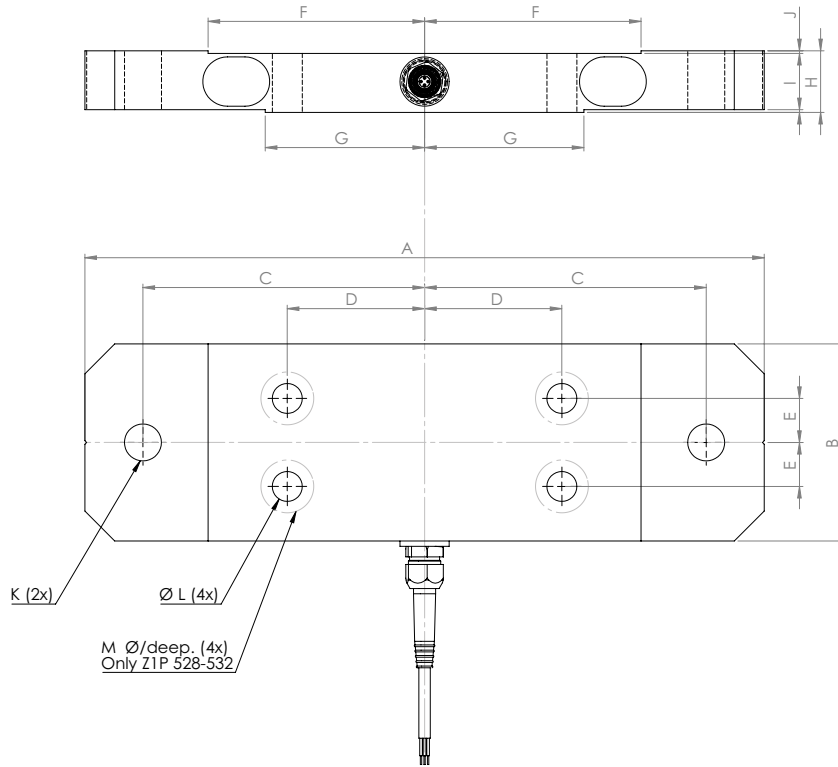
Tension signals from the Z1P unit feed directly into a web tension transmitter that provides load cell excitation and a communication interface for the host PLC/DCS system. Whether you are using standard products or customized solutions, our highly skilled system engineers, service technicians, and flexible production sites are committed to meeting your demands with the highest level of professionalism and service.

INSTALLATION



Low Profile Web Tension Measurement Unit

OUTLINE DIMENSIONS



MODEL	A	B	C	D	E	F	G	H	I	J	K	L Ø	M Ø/ DEEP	SKF NAME
Z1P515	286	82	115	53	17	93	63	30	27	1.5	M16	13	None	SNL515
Z1P516	321	92	130	65	17	105.5	75.5	30	27	1.5	M20	13	None	SNL516
Z1P517	326	92	130	65	17	105.5	75.5	30	27	1.5	M20	13	Ø20/2	SNL517
Z1P518	351	102	145	75	23	115	85	35	32	1.5	M20	13	Ø20/2	SNL518
Z1P519	351	102	145	75	23	115	85	35	32	1.5	M20	13	Ø20/2	SNL519
Z1P520	386	112	160	78	25	123	90.5	35	32	1.5	M24	17	Ø26/2	SNL520
Z1P522	416	122	175	100	30	145	115	40	35	2.5	M24	19	Ø30/5	SNL522
Z1P524	416	122	175	100	30	145	115	40	35	2.5	M24	19	Ø30/5	SNL524
Z1P526	452	132	190	100	30	145	115	40	35	2.5	M24	19	None	SNL526
Z1P528	507	152	210	118	36	180	140	50	44	3	M30	25	Ø38/10	SNL528
Z1P530	537	162	225	118	36	180	140	50	44	3	M30	25	Ø38/10	SNL530
Z1P532	557	162	235	118	36	180	140	50	44	3	M30	25	Ø38/10	SNL532

Low Profile Web Tension Measurement Unit

SPECIFICATIONS	
PARAMETER	VALUE
PERFORMANCE	
Capacity	2 kN to 200 kN (based on SNL bearing series)
Accuracy error/repeatability	Better than 0.5% RO
Input voltage recommended	5–10 VDC or VAC
Input voltage maximum	18 VDC or VAC
Rated output (RO)	0.7 mV/V
Temperature range	–40°C to +80°C (optional: to 100°C)
Electrical connection	Shielded eight conductor cable or connector
Materials	Stainless steel

BLH Nobel is continually seeking to improve product quality and performance. Specifications may change accordingly.



Disclaimer

ALL PRODUCTS, PRODUCT SPECIFICATIONS AND DATA ARE SUBJECT TO CHANGE WITHOUT NOTICE.

Vishay Precision Group, Inc., its affiliates, agents, and employees, and all persons acting on its or their behalf (collectively, "VPG"), disclaim any and all liability for any errors, inaccuracies or incompleteness contained herein or in any other disclosure relating to any product.

The product specifications do not expand or otherwise modify VPG's terms and conditions of purchase, including but not limited to, the warranty expressed therein.

VPG makes no warranty, representation or guarantee other than as set forth in the terms and conditions of purchase. **To the maximum extent permitted by applicable law, VPG disclaims (i) any and all liability arising out of the application or use of any product, (ii) any and all liability, including without limitation special, consequential or incidental damages, and (iii) any and all implied warranties, including warranties of fitness for particular purpose, non-infringement and merchantability.**

Information provided in datasheets and/or specifications may vary from actual results in different applications and performance may vary over time. Statements regarding the suitability of products for certain types of applications are based on VPG's knowledge of typical requirements that are often placed on VPG products. It is the customer's responsibility to validate that a particular product with the properties described in the product specification is suitable for use in a particular application. You should ensure you have the current version of the relevant information by contacting VPG prior to performing installation or use of the product, such as on our website at vpgsensors.com.

No license, express, implied, or otherwise, to any intellectual property rights is granted by this document, or by any conduct of VPG.

The products shown herein are not designed for use in life-saving or life-sustaining applications unless otherwise expressly indicated. Customers using or selling VPG products not expressly indicated for use in such applications do so entirely at their own risk and agree to fully indemnify VPG for any damages arising or resulting from such use or sale. Please contact authorized VPG personnel to obtain written terms and conditions regarding products designed for such applications.

Product names and markings noted herein may be trademarks of their respective owners.

Copyright Vishay Precision Group, Inc., 2014. All rights reserved.