

Analog Weight Transmitter

FEATURES

- Complete load cell signal conditioner
- Precise 10 VDC excitation supply for up to 4 load cells
- Selectable 0–5, 0–10 VDC or 4–20 mA analog output
- Independent zero and span adjustments
- DIN rail “snap track” mounting
- Internal load cell summing unit
- Adjustable analog filtering

APPLICATIONS


- Silo, bin, and hopper weighing
- Inventory measurement and control

DESCRIPTION

PS-1020 transmitters are self-contained load cell signal conditioners designed around a precision analog instrumentation amplifier. Units are 24 VDC powered and provide a well regulated excitation supply for up to four 350 ohm bridge load cells. Simple configuration is accomplished using DIP switches and trim pots. Integral load cell summing eliminates the need for external junction boxes.

Typical applications include bin or hopper conversion and ingredient inventory measurement systems.


Standard ABS plastic, DIN rail design allows mounting close to the system transducers, thereby reducing installation costs. An integral 20-position terminal strip



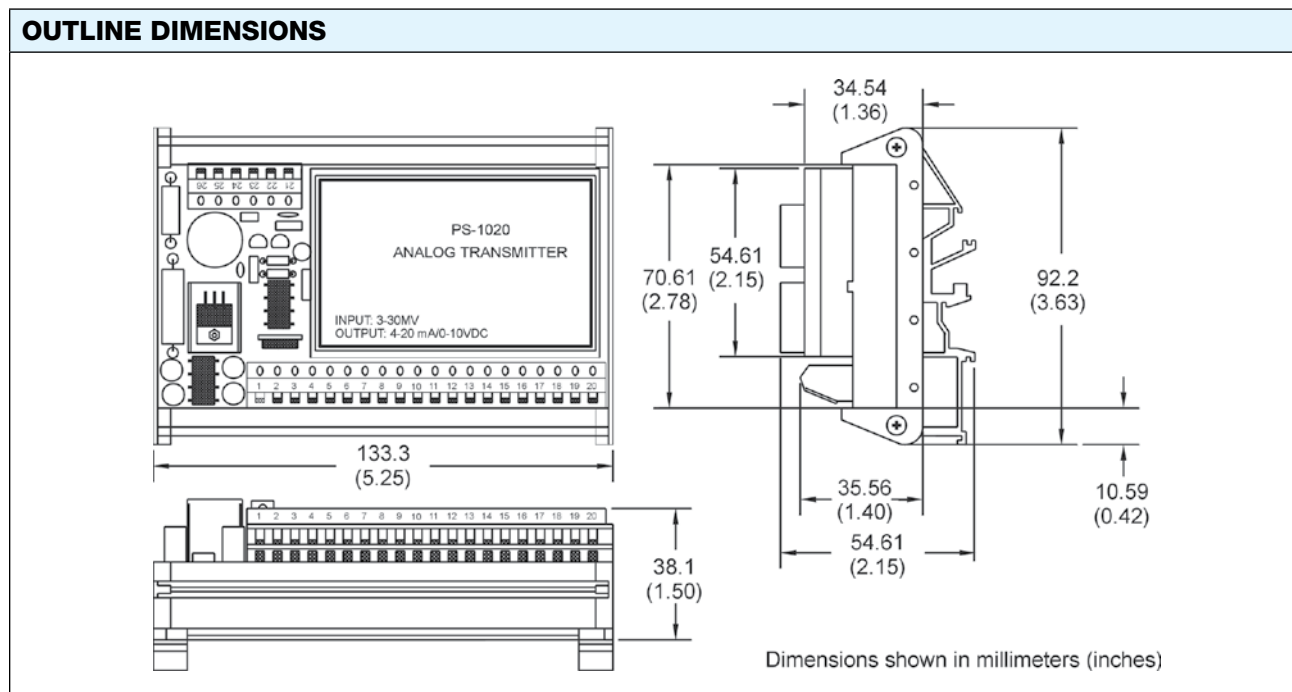
provides connections for up to four load cell transducers. All electrical connections are secured with screw terminals.

BLH Nobel offers the PS-121, 24 VDC power supply (data sheet #12155), for PS-1020 operation.

CONFIGURATION



Analog Weight Transmitter



SPECIFICATIONS		SPECIFICATIONS	
PARAMETER	VALUE	PARAMETER	VALUE
PERFORMANCE		CONFIGURATION	
Full Scale Range	3 mV to 30 mV	Coarse Zero	4-position DIP-switch
Linearity	±0.2% of full scale	Fine Zero	20-turn trim pot
Excitation Voltage	10 VDC	Coarse Span	4-POSITION DIP-SWITCH
Load Current	200 mA (four – 350 ohmload cells)	FineSpan	20-turn trim pot
Thermal Stability	50 ppm/°C (full scale range) (28 ppm/°F)	Analog Filter	Adjustable, 270° turn trim pot
ENVIRONMENTAL		ENCLOSURE	
Operating Temperature-	+4 to +40°C (+14 to +104°F)	Overall Dimensions	See outline drawing above
Storage Temperature	-20 to +50°C (-4 to +122°F)	Mounting	DIN rail mount
Relative Humidity	85% rh, non-condensing	Material	ABS plastic
ELECTRICAL		Weight	212.6 grams (7.5 ounces)
Input Voltage	24 VDC ±15% 50/60 Hz	Wiring Connections	Terminal blocks, pitch 5.08 mm (0.196 in)
Power Consumption	6 W max	OPTIONS	
ANALOG OUTPUT (JUMPER SELECTABLE)		115 VAC Power Supply	DIN rail mount
Voltage	0 to 5, or 0 to 10 VDC (2 kΩ min load)	NEMA 4X Enclosure	Wall mount 254 × 203 × 102 mm (10 × 8 × 4 in)
Current	4 to 20 mA (500 Ω max load)	APPROVALS	
		CE	EN 50081-1, 50082-2, 61010-1

BLH Nobel is continually seeking to improve product quality and performance. Specifications may change accordingly.

Disclaimer

ALL PRODUCTS, PRODUCT SPECIFICATIONS AND DATA ARE SUBJECT TO CHANGE WITHOUT NOTICE.

Vishay Precision Group, Inc., its affiliates, agents, and employees, and all persons acting on its or their behalf (collectively, "VPG"), disclaim any and all liability for any errors, inaccuracies or incompleteness contained herein or in any other disclosure relating to any product.

The product specifications do not expand or otherwise modify VPG's terms and conditions of purchase, including but not limited to, the warranty expressed therein.

VPG makes no warranty, representation or guarantee other than as set forth in the terms and conditions of purchase. **To the maximum extent permitted by applicable law, VPG disclaims (i) any and all liability arising out of the application or use of any product, (ii) any and all liability, including without limitation special, consequential or incidental damages, and (iii) any and all implied warranties, including warranties of fitness for particular purpose, non-infringement and merchantability.**

Information provided in datasheets and/or specifications may vary from actual results in different applications and performance may vary over time. Statements regarding the suitability of products for certain types of applications are based on VPG's knowledge of typical requirements that are often placed on VPG products. It is the customer's responsibility to validate that a particular product with the properties described in the product specification is suitable for use in a particular application. You should ensure you have the current version of the relevant information by contacting VPG prior to performing installation or use of the product, such as on our website at vpgsensors.com.

No license, express, implied, or otherwise, to any intellectual property rights is granted by this document, or by any conduct of VPG.

The products shown herein are not designed for use in life-saving or life-sustaining applications unless otherwise expressly indicated. Customers using or selling VPG products not expressly indicated for use in such applications do so entirely at their own risk and agree to fully indemnify VPG for any damages arising or resulting from such use or sale. Please contact authorized VPG personnel to obtain written terms and conditions regarding products designed for such applications.

Product names and markings noted herein may be trademarks of their respective owners.

Copyright Vishay Precision Group, Inc., 2014. All rights reserved.